


# NORDISK LEGACY

SINCE 1901



## VANAHEIM 24

FAMILY / GROUP TENT

Product book

## CONGRATULATIONS!

We wish you lots of fun with your new Nordisk Cotton tent

GLÜCKWUNSCH

TILLYKKE!

FÉLICITATIONS

おめでとうございます

GEFELICITEERD!

GRATULACJE

축하

祝賀



LOVES YOU

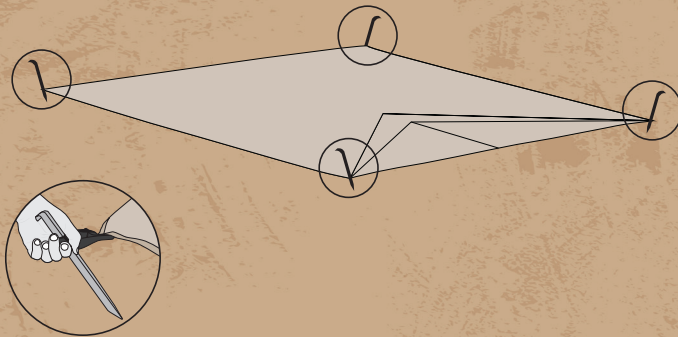
## BUILD UP INSTRUCTION

1

Spread out the tent and loosely attach a few straps to the ground using the tent pegs. Loosen and sort out all guy ropes before you head to the next steps.

2

If you have bought the matching Nordisk "Zip in Floor" for your tent, the first step is to spread it out and zip this onto the tent.




VANAHEIM 24




**2**

Open the entrance and place the three poles and the crossbar inside the tent. Attach the crossbar to the three middle poles. Place them in the center of the roof top and lift up the tent. When erected the bottom of the poles must be placed at the center of the ground. Use guy ropes to create tension for the poles to stand.

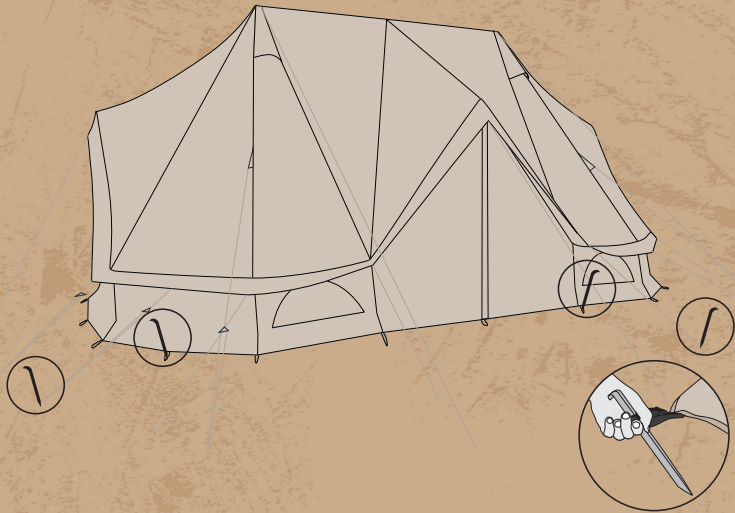
**3**

Place one A-pole in the entrance section. The peak of it needs to be pushed through the eyelet at the roof of entrance. Both pole ends fit in the pockets which are attached to the zip in floor. If no floor is attached use the 8 shape webbings to fix the pole ends. Repeat this step on both sides of the tent. Afterwards close the entrance. Use guy ropes to create tension for the A-poles to stand.



4

Erect the tent by inserting all remaining pegs and tighten the guy ropes. Ensure the door is closed to avoid too much tension on opening.



5

If you have the matching inner cabins for your Nordisk Cotton tent, you can now attach this inside. Find the coloured connection point which indicates where to connect your inner cabin to the tent. Attach the buckle followed by the remaining connection points.



## TAKE CARE OF YOUR NORDISK COTTON TENT

### Before Trek

- build up the tent from home and **check if everything is ok.**
- **know the environment** you'll go to (sand, hard soil, snow), and check that pegs etc. matches this
- **check that the poles are ok**, and if not; buy a new set before you go
- make sure the **tent is clean**
- ensure that **zippers runs smoothly** (if not, get some zipper spray)

Trek·Camp·Live

NORDISK™



### In the Camp

- make sure you **pitch on an even and big enough surface**
- **remove sharp rocks and sticks** that could harm the tent floor
- **stretch the tent as much as possible** for optimal strength and water repellency
- if wet or very windy, you need to **re-adjust the tension of the guy ropes**
- if very windy, **use extra guy ropes and pegs** for stability
- **put the packsack somewhere where you can find it again**
- **avoid fire and smoke** near the tent – be aware of wind directions!
- keep an eye on **guy rope tension** once in a while
- **remove all traces from your camp**

## Living with your tent

- **do not use any sort of coating** – a clean cotton tent has the best water repellency
- **keep it clean with a soft sponge or brush**
- use **no harsh chemical cleaning** or machine washing
- **keep it dry**, and if packed down wet, remember to dry it as soon as possible – remember that a wet tent is heavier than a dry one
- **store in dry surroundings**
- **check guy ropes and pegs** once in a while, and buy new ones if damaged
- if you have **damaged poles**, your local Nordisk dealer can supply new ones
- be aware that long **exposure of sunlight can degrade the fabric**
- love and nurse your tent. **If you protect your tent, it will protect you**

You can find more information on [nordisk.eu](http://nordisk.eu)

NORDISK™

## Tips & Tricks

- 1 Do not coat your cotton tent with anything – keep the cotton fabric as it is
- 2 Put rain caps on the poles when it's raining
- 3 Installing the inner cabin can give you an even better climate
- 4 The windows in the sides can open, with or without mosquito net
- 5 Use the mosquito net in the doors to enjoy the view in the evening
- 6 Adjust the center pole to increase or decrease tension on the tent



### Scan it!

For 360° View, Windtest, How to pitch & Fact sheet



### Download app:

From the AppStore:

Nordisktents



# LEGACY ORIGINAL SPARE PARTS

Makes your Nordisk Cotton tent last longer...

Spare parts available!




Guy rope, 5,0 mm, 20 meter  
Item no.: 119048



Guy rope, 3,5 mm, 20 meter  
Item no.: 800



Guy rope, 5,0 mm, 20 meter  
Item no.: 801



Mosquito mesh, 10 meter  
Item no.: 807




Velcro for zipper flaps and door  
Item no.: 809



Full cover rain cap  
Item no.: 810



Nylon webbing with ladder lock  
Item no.: 802



Adhesive fabric patch  
Item no.: 803 Technical cotton  
804 Green cotton



Fabric roll, 10 meter  
Item no.: 840 Technical cotton  
841 Green cotton



Rubber part for center pole  
Item no.: 811-813



YKK zipper slider with puller  
Item no.: 814



Webbing loop for A frame  
Item no.: 815



Ventilation hook  
Item no.: 805



Zipper puller  
Item no.: 806



Cord stopper  
Item no.: 808



8-hook for inner tent  
Item no.: 816



Triangular slider  
Item no.: 119045



Alu. hook for inner tent  
Item no.: 819

# LEGACY ORIGINAL SPARE PARTS

Makes your Nordisk Cotton tent last longer...

Spare parts available!



Fly sheet pack sac



Tarp packsack

Item no.: 828 - Kari 12m<sup>2</sup>

829 - Kari 20m<sup>2</sup>

830 - Kari Diamond 12m<sup>2</sup>



Peg bag

Item no.: 817



Steel V-peg

Extreme hold and grip

Item no.: 119039



Skewer

Strong galvanized steel

Item no.: 119038



Pole bag

Item no.: 818



Inner tent packsack

Item no.: M - 842

L - 843



Zip-in floor bag

Item no.: S - 824

M - 825

L - 826

XL - 827



Steel T peg

Extreme strong T shape

Item no.: 119037



Steel nail

Extreme grip and superior strength

Item no.: 119040



Compression webbing for poles

Item no.: 820



Compression webbing for tents

Item no.: 822 - 25mm

823 - 38mm

Contact your local Dealer

NORDISK™





[www.nordisk.eu](http://www.nordisk.eu)

**Nordisk International**

Papirfabrikken 74  
DK-8600 Silkeborg  
Tel. +45 7373 4000  
Fax +45 7373 8015  
[info@nordisk.eu](mailto:info@nordisk.eu)

Denmark, International

**Nordisk Germany**

Max-Weber-Strasse 16  
D-25451 Quickborn  
Tel. +49 (0) 4106 76770  
Fax +49 (0) 4106 767714  
[info@nordisk.de](mailto:info@nordisk.de)

Germany, Austria, Switzerland